



WINDSOR DOOR

The Best Door In The Industry



MODEL 790C

FLUSH PANEL OR FLUSH WITH BEAD, INSULATED COMMERCIAL SECTIONAL STEEL OVERHEAD DOOR

Clean look and thermal energy efficiency make the Model 790C a great value in commercial grade sectional steel overhead doors.

The Model 790C offers exceptional value in our line of sectional steel overhead doors. You can rely on first quality construction in this flush panel design, years of trouble-free performance, and Windsor's 50-year commitment to every overhead door customer we serve. If you have specific application questions or need technical information about this or any Windsor Door product, please call 1-800-WINDSOR for help.

STANDARD FEATURES

- 5-year limited warranty
- Door Thickness: 2"
- Hot-dipped galvanized steel, pre-painted white (both sides)
- Tongue and groove weathertight meeting rails with thermal break
- Insulation: Laid in place CFC-FREE polystyrene (R=9.0, *calculated value through center of section*)
- Flush construction with heavyduty, woodlike Ruff-Tex® finish (both sides)
- 16 gauge hot-dipped galvanized steel end stiles
- Bottom weatherstrip is standard bulb-type
- Sizes: Widths up to 18'-2" (14'-1" high)

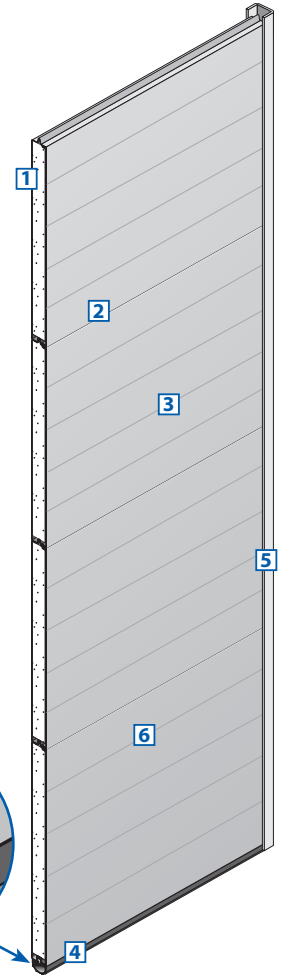
Counterbalance System

- Oil-tempered helical-wound torsion springs
- Tubular shaft or solid steel as required
- Cast aluminum cable drums

Track & Hardware

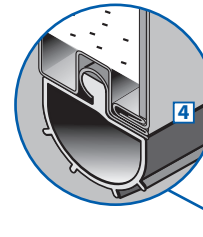
- Track is 2" hot-dipped galvanized steel
- Bracket mount is standard, angle mount is available
- Vertical track is inclined to assure tight closure at jambs
- Horizontal track is reinforced with galvanized angles as required
- 14 gauge heavy-duty galvanized graduated hinges
- Rollers are steel ball bearing with case hardened races
- Lift cables are aircraft-type galvanized (minimum safety factor 5 to 1)

- 1 A solid core** of CFC-FREE polystyrene foam between steel panels provides thermal and sound insulation and a solid feel
- 2 Tongue and groove** weathertight meeting rails with thermal break
- 3 Flush construction, prepainted** white, both sides
- 4 Full length bottom PVC bulb type weatherstrip**
- 5 Hot-dipped galvanized end stiles**
- 6 Flush with optional bead design**



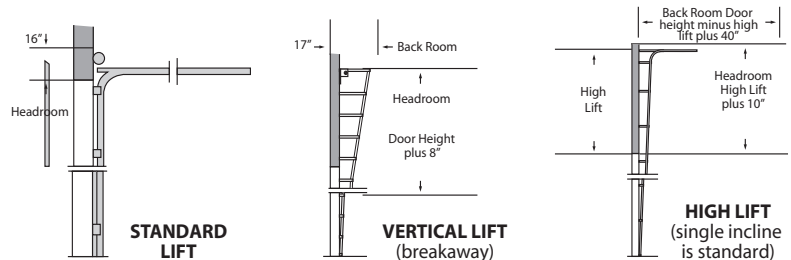
TRACK CLEARANCE SCHEDULE		
(Measurement from Header to Ceiling)		
	2" Track	3" Track
Standard Lift: Headroom	*16"	19"
Vertical Lift: Door Height Plus	*8"	8"
Hi-Lift: Hi-Lift Plus	*10"	12"
Sideroom	*4"	43/4"

Above chart is for normal installations.



BASIC TRACK CONFIGURATIONS


*2" track shown (see above for 3" track information)



Windsor Door reserves the right to change engineering specifications without prior notice.

OPTIONS

- Insulated Glass: 14" x 18" in PVC frame
- Locks: Inside friction lock or 5-pin tumbler lock; night latch with steel bar engaging track
- Jamb and header weatherseals
- High lift and vertical lift
- Angle mount
- 3" track
- Laid-in-place polyurethane insulation
- 14.0 R-Value
- Flush with bead panel design



INSULATED



EXTREME TEMPERATURES



SECURITY



VISION LITES (OPTIONAL)



5800 Scott Hamilton Drive
Little Rock, AR 72209
1-800-774-1282
or 501-562-1872
Fax: 1-800-635-3667
www.windsor-door.com



AUTHORIZED WINDSOR DOOR DEALER

Updated 4/12 Model 790C