



Windsor Door

America's Choice Since 1964

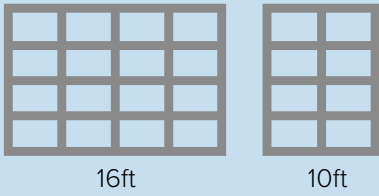
1800 COMMERCIAL DOOR



Lightweight yet strong, the Windsor 1800C provides low maintenance for commercial and industrial applications. Perfect for garage bay installations where visibility and ruggedness are mandatory. Choose glass lites for view and natural lighting, or substitute with aluminum panels. Standard clear anodized or optional powder coating make for attractive finishes. The Model 1800C is built to look good and last for years.

DOOR FRAME STYLES

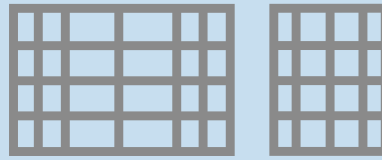
Horizontal Rectangle Style



16ft

10ft

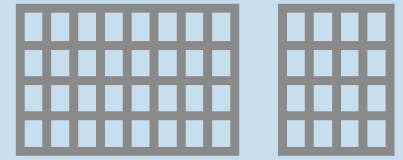
Rectangle Mix Style



16ft

10ft


Vertical Rectangle Style



16ft


10ft

ALUMINUM FINISHES




Clear Anodized

Patrician Bronze



Black (9005)

Nortek Bronze (SD40)




White

GLASS LITE COLORS




Clear Glass

Satin Etch



Ripple Glass

P62 Obscure



Bronze Glass

HARDWARE FEATURES

- 1 Door section frames are constructed of 2" thick, box-type extruded aluminum members
- 2 Aluminum panels can be exchanged for factory installed glass lites or other materials up to 1/2" thick
- 3 Heavy-duty galvanized graduated hinges
- 4 Internal struts on doors*
- 5 .040" thick aluminum panels set in a continuous vinyl gasket with butyl tape
- 6 Bottom PVC weatherstrip is full length bulb-type

* Internal struts on doors over 10' wide. 3" 18 gauge struts on doors over 16' wide. Strut configuration may vary based on section weight

