



Windsor Door

America's Choice Since 1964

224 COMMERCIAL DOOR

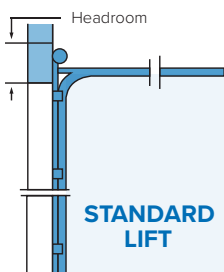


The Model 224 offers the greatest overall value in our line of sectional steel overhead doors. You can rely on years of trouble-free performance, innovative design, first quality construction and a 50-year Windsor commitment to every overhead door customer we serve.

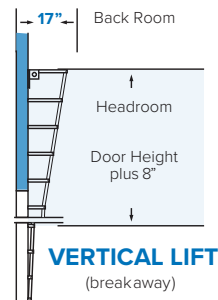
224 COMMERCIAL DOOR

TRACK CLEARANCE SCHEDULE

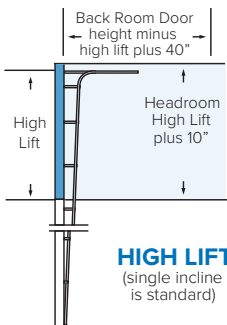
(Measurement from Header to Ceiling)	2" Track	3" Track
Standard Lift: Headroom	16"	19"
Vertical Lift: Door Height Plus	8"	8"
Hi-Lift: Hi-Lift Plus	10"	12"
Sideroom	4"	4 ¾"
Center Post Room	8"	9 ½"



Note: 5/16" fasteners recommended

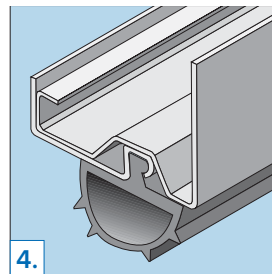


VERTICAL LIFT (breakaway)



HIGH LIFT (single incline is standard)

- 16 gauge galvanized end and intermediate styles
- 2" panel thickness
- Tongue and groove weathertight meeting rails
- Full length bottom PVC weatherstrip
- Prepainted white, 24 gauge steel (white front and back)



FEATURES

- 2" panel thickness
- Tongue and groove weathertight meeting rails
- Full length bulb-type bottom PVC weatherstrip
- Hot-dipped galvanized end and intermediate stiles
- Nominal 24 gauge steel, hot-dipped galvanized and prepainted white, brown or almond with Ruff-Tex-® finish
- Roll formed with integral reinforcing ribs 6 longitudinal, 2 flat bottom v-grooves
- Bottom weatherstrip is standard bulb-type
- Tog-L-Loc™ mechanical fastening system is durable, high-strength and ensures leakproof joints
- Sizes: Widths up to 20'-2" Heights up to 16'-1"

COUNTERBALANCE SYSTEM

- Oil-tempered helical-wound torsion springs
- Tubular or solid steel shaft as required
- Cast aluminum cable drums

TRACK & HARDWARE

- Track is 2" hot-dipped galvanized steel Bracket mount is standard
- Vertical track is inclined to assure tight closure at the jambs
- Horizontal track is reinforced with galvanized angles as required
- Galvanized graduated hinges
- Rollers are steel ball bearing with case hardened races
- Lift cables are aircraft-type galvanized (minimum safety factor 5 to 1)

LOCKS

- Inside friction lock is standard

OPTIONS

- Lites: 5" x 24" glass openings
- Locks: 5-pin tumbler cylinder lock; night latch with steel bar engaging track
- Jamb, header and joint weather seals Insulation: Polystyrene with gloss liner
- Standard Lift, high lift, vertical lift
- Angle mount